


CE ISO-9001 TUV NORD

Hypermac series

LMC
LEADERMAC

LMC 2019.04



Leadership Through Performance
and Reliability

Hypermac series

LMC
LEADERMAC

LEADERMAC MACHINERY CO., LTD.

No. 20, Lane 662, Sec 1, Sha-Tien Rd., Dadu District, Taichung, Taiwan 43244

TEL: +886-4-2693-7599

<http://www.leadermac.com>

FAX: +886-4-2693-7588 / 2693-7589

e-mail: info@leadermac.com • sales@leadermac.com



LEADERMAC MACHINERY CO., LTD.


Quality Features Add More Value to Your Production

LMC
LEADERMAC

Extensive Sales Net Around the Globe

LEADERMAC 4-SIDE MOULDERS HELP CUSTOMERS STAY COMPETITIVE

Quality Features Add More Value to Your Production



Established in 1972, Leadermac Machinery Co., Ltd. has more than 45 years of experience in R & D, design and manufacturing of 4-side moulders. Over the years, we have remained dedicated to the constant development of higher performance machines to help our customers stay competitive.



WIDE RANGE OF APPLICATIONS

Leadermac offers a wide variety of 4-side moulders for machining various wood products.

- Finger-joint wood
- Wood flooring
- Solid wood doors
- Cabinets
- Desks
- Chairs
- Stairs
- Office furniture
- Beams
- Wallboards
- Picture frames
- Building

series

Hypermac

Leadership Through Performance and Reliability

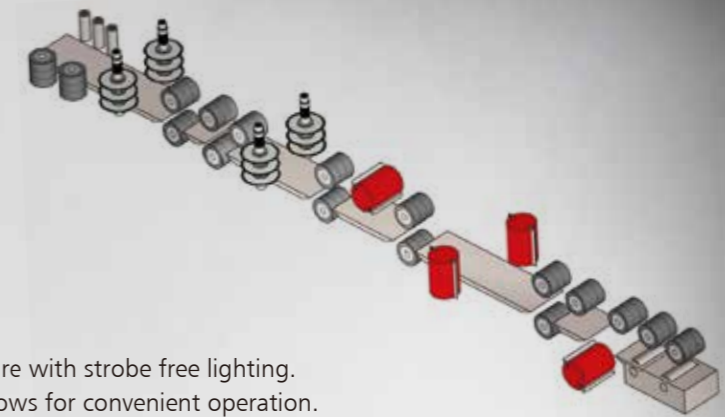
LEADERMAC Hypermac Series

A significant Reduction of Machining Time with Greater Profitability

The Hypermac Series 4-sided Moulder from LEADERMAC has been designed to achieve great throughput and increased profits. The Hypermac is compactly constructed with rugged construction that integrates many fine features such as high speed and heavy cutting operations, high accuracy and superior fine finish. With the well-planned PLC Control, quick setup and efficient operation can be easily achieved.



Thinking Ahead! Staying Ahead! LEADERMAC Hypermac Series



Hypermac 823

- 8-spindle configuration.
- 6,000 rpm spindle speed.
- Fully sound safety enclosure with strobe free lighting.
- Programmable control allows for convenient operation.
- Steel body machine frame for improved stability and rigidity during high speed operation.
- To 36m/min (125 fpm) feed speed. Variable feed speed is driven by a VFD-frequency inverted motor.

Hypermac 823

Designed for Highly Efficient Performance Year After Year!

LEADERMAC's Hypermac 823 is able to maximize machining capabilities of complex profiles of wood. The Hypermac series, with its advanced design, will help you to achieve higher productivity and profitability. The Hypermac 823 is designed with 8 spindles, making it ideal for producing complex profiles in a single feed. It has 36m/min.(125fpm) feed speed combined with 6,000 rpm high spindle speed, allowing for high speed cutting, and extra fine finish can be achieved. Furthermore, the Hypermac 823 is equipped with a user-friendly programmable control for increased convenience of operation while eliminating the need of trial runs.





HYDRO-LOC QUICK CLAMPING OUTBOARD SUPPORT SYSTEM (OPT.)

Utilizing a precision outboard bearing, the reliable hydro-clamping system ensures consistent quality across the entire workpiece. The unit performs admirably even during high-speed continuous operation. The spindles can be adjusted axially even if the housing bearings are locked. Used on Wider &/or Jointed Machines



FEED TABLE

The entire Cast Iron – Chromed Infeed table is normalization heat treated for maximum stability. Infeed Table & Fence adjustment is quickly accomplished by means of a quick-setting levers.

Speed up Your Moulding Operation with the Latest Technological Breakthroughs from LEADERMAC

World Class Moulding Solutions

OUTSTANDING FEATURES:

- Feed Speeds of up to 36 mpm(120fpm) are standard (higher-optional)
- Adjustment of each spindle can be easily performed using the front of the machine adjustment setup.
- Separate adjustment of the vertical spindles and the support feed tables allow the feed tables to be positioned extremely close to the side cutterheads to provide added cutting stability.
- The full Heavy Gauge Steel Sound Insulated Safety Enclosure serves as a chip guard and helps to reduce noise and has strobe free lighting
- Each spindle is driven by an individual motor for powerful milling and easy control.
- Pneumatic pressure of the feed rollers can be easily set to provide an outstanding feeding effect – 3 sections – each with individual Adjustment – ie. Infeed, Midfeed & Outfeed Top Rolls. Pressure Controls & Pressure Gauges mounted on outside of the enclosure post.
- Table Surfaces, Guides, Chip Breakers & Pressure Plates are hard-chrome plated for maximum wear resistance.
- All manually adjusted turning parts are housed in dry bearings for oil-free lubrication.
- Automatic lubricator is provided to supply oil to the table sections for running parts.
- Extra Heavy One-piece, Cast Iron or steel weldment Machine Frame is specially heat treated for maximum stability and rigidity by standard configuration.
- Digital readouts for the Chip Breaker Shoes of top spindle(s).
- Split Sectional Chip Breaker Ass’y in front of top spindle(s).
- The powered outfeed rolls provide stable and smooth workpiece outfeed even for especially thin or smooth materials. The rolls remain perfectly parallel even after long-term use.

HIGH PRECISION SPINDLES

All spindles are precision constructed and specially heat treated to provide maximum cutting stability and permanent accuracy. 4 Super Precision Bearings per Spindle provide the best most accurate spindles available. They are water and dust-proof. Standard spindle speed is 6,000 RPM and 7,200 or 8,000 RPM are optional.




LIFTABLE AUXILIARY FEED ROLLER

The mechanism provides added smoothness for short workpiece feeding. The auxiliary feed rollers are power driven for effortless feeding effect, and are liftable for convenient cutter change or setup.



HEAVY DUTY GEARBOXES

The feed rollers are driven through a combination of Extra Heavy Universal Shafts and Gearboxes, ensuring no loss of power transmission. A smooth feeding effect is assured. The heavy duty gearboxes have no backlash and provides powerful and accurate feeding performance.



HEAVY SIDE PRESSURE WHEELS FOR LEFT VERTICAL SPINDLE (OPT.)

Eliminating the conventional spindle load, the adjustable side pressure wheels for the left vertical spindle are pneumatically operated to ensure consistent holding pressure.

Advanced Ideas for Rigorous Moulding Requirements

FEED SYSTEM

The Infeed Rolls work in conjunction with a limit switch to stop the machine if workpiece is too thick or there is a double up.

CONVENIENT SPINDLE ADJUSTMENT

Adjustment of all spindles is easily effected from the front of the moulder. The adjustment points are all at the same height, for more convenient and faster adjustment.

CENTRALIZED LUBRICATION POINTS

Greasing to all critical parts is conveniently made by the centralized arrangement of color coded lubrication points along the front of the machine.

HIGH PRECISION SPINDLES

All spindles are precision constructed and specially heat treated to provide maximum cutting stability and permanent accuracy. 4 Super Precision Bearings per Spindle provide the best most accurate spindles available.

They are water and dust-proof. Standard spindle speed is 6,000 RPM and 7,200 or 8,000 RPM are optional.

PNEUMATICALLY PRESSURED SIDE PRESSURE ROLLS OPPOSITE 2ND REAR SIDE HEAD SPINDLE

Provides positive feed effect for all types of material & short and narrow stock.



TWO TOP & TWO BOTTOM INFEED ROLLERS (OPT.)

- The smooth initial feeding of the stock is achieved by means of the independently powered infeed rollers.
- There are more top and bottom powered rollers than in most competitor's models, and this is an important reason for outstanding feeding performance.



Quality come from Excellent equipment of production.



SLICING MECHANISM (OPT.)

- The machine is equipped with two sliding units. One for scoring saw and one for main saw, providing better slicing quality.
- The last vertical spindle can be mounted with sliding sawblades. It permits direct slicing once wood moulding is accomplished, greatly increasing efficiency.



CLAMPING SYSTEM (OPT.)

Utilizing housing bearings, the reliable hydro-clamping system ensures consistent quality across the entire workpiece. The unit performs admirably even during high-speed continuous operation. The spindles can be adjusted axially even if the housing bearings are locked.

TRIMMING SAWBLADE (OPT.)

The 7th and 8th spindles can be equipped with a trimming sawblade for trimming the wood side after moulding. This increases the wood gluing effect in wood composing operation.



CONTROLLER

The speed is VFD Inverter controlled, and all electrical components meet CE, UL & CSA standards.



EASYSET CONTROLLER (OPT.)

Touch Screen Control

- 5.7" HMI (Memory 200 sets)
- Automatic machine quick setup
- Easy and powerful functionality
- Workpiece settings on left and top axes as desired
- The width and thickness setting can be easily set using the programmable controller
- The desired values for thickness are displayed on and LED readout



SMARTSET CONTROLLER(OPT.)

Touch Screen Control.

- 9" HMI (Memory 300 sets)
- Automatic machine quick setup
- Easy and powerful functionality
- Setworks on any axis as desired
- The Motorized Axes: derived by inverter, transmitted by ball screw, feedback by encoder
- The desired values for radial and axial are displayed on HMI.



PROSET CONTROLLER (OPT.)

- 19" panel PC
- Product library (1000 sets)
- Knife library (10,000 sets)
- Automatic machine quick setup
- Easy and powerful functionality
- Workpiece settings on any axis as desired
- The width and thickness settings can be easily set using the programmable controller
- All axes are equipped with ballscrews and rotary encoders for feedback position control, providing high positioning accuracy and better cutting quality
- The desired values for width and thickness can be conveniently pre-set and are displayed on an LED readout

A Wide Range of Spindle Configurations

- Machines of 2 to 11 Heads are available with almost any configuration of heads as desired
A sampling of some Standard Head configurations -



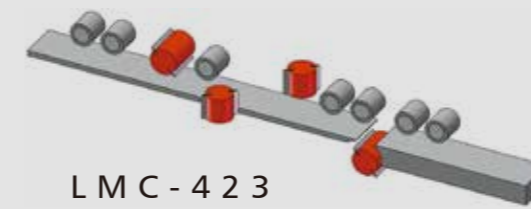
Spindle configuration

STANDARD EQUIPMENT:	LMC-223H to LMC1123H	Available Options
Number of Heads / Spindles, min-max	2 to 11	Any Head Configuration - available
Working Width (with a tool cutting circle of 163mm)	15~230mm (0.59"-9")	to 310mm(12.2"), 330mm (13")
Working Thickness (with a tool cutting circle of 163mm)	10~150mm (0.39"-6")	to 200 (8")
Basic Spindle Motor capacity	7.5 / 11KW (10 / 15HP)	to 37.5KW / 50HP
Spindle Diameter	40mm	50mm, 1 13/16" / 2 1/8"
Spindle Speed	6000 RPM	7200 / 8000 RPM
Tool cutting circle, First Bottom Spindle, min-max	125~180mm (4.9"-7.1")	
Tool cutting circle, Vertical Spindles, min-max	125~232mm (4.9"-9.1")	250mm / 9.8"
Tool cutting circle, Horizontal Spindles, min-max	125~225mm (4.9"-8.8")	250mm / 9.8"
Feed Motor	5.5KW / 7.5HP / INVERTER	7.5 / 11 / 15KW (10 / 15 / 20HP) / INVERTER
Feed speed, infinitely variable by frequency (VFD) driven	6-36 m/min (20 / 120fpm)	48m/min (160fpm)
Top Feed Rolls - Diameter	140mm (5.5")	
Top Feed Roll Width - Multiple Rolls Stacked on shafts	50mm (2") / Roll	
Bottom Feed Roll Width	Full Width	
Pneumatic pressure for feed rollers, max	6 bar (85psi)	
Adjustment range for Infeed Table(Btm Head Cut) and Edge Jointing Fence	10mm (0.4")	
Adjustment range of vertical spindles (axial)	80mm (3.2")	100mm / 4"
Adjustment range of horizontal spindles (axial)	40mm (1.6")	
Length of the Infeed / Straightening table	2M (78")	0.8 / 1.4 / 2.5 / 3M (32" / 55" / 98" / 120")
Diameter of Dust Hoods for Vertical & Horizontal Spindles	Ø150mm (5.9")	
Digital Readouts on All Axis of all Heads	Std.	
Digital Readouts for the Pressure Shoes	Std.	
Full Sound and Safety Enclosure w/ Strobe Free Lighting	Std.	
Motorized vertical adjustment of Feed Beam	Std.	
Lateral Pressure Multiple Roller opposite first right spindle	Std.	
Chainless Cardan Shaft Feed System	Std.	
REC Networks on Near Side Head(s) & Top(s) - Radial	Std.	

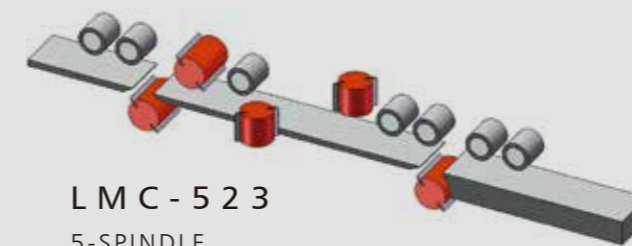
● All specifications, dimensions and design characteristics are subject to change without notice.

OPTIONAL EQUIPMENT:

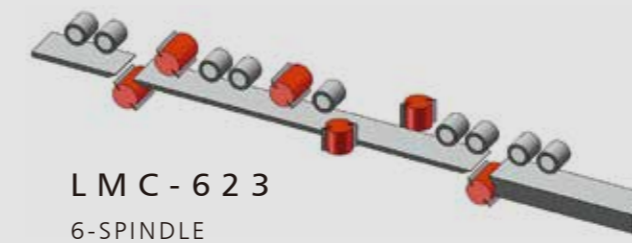
Tilting Top Beam, Tilting Feed, Tilting Feedworks, Tilting top Head Chipbreaker Assy,	Opposed Side Heads
Tilting Pressure Plate(s)	Universal Spindle, tool cutting circle min 125mm, max 200mm
Tilting Side Heads	Rip Saw Section with up to 56kw (75HP)
Grooved Bed for running very short material	Left (Opposite) Hand Feed
Split Pressure Shoes	Inverter Motor Cutterhead Brakes



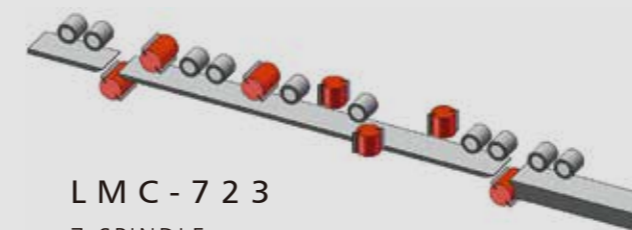
LMC - 4 2 3
4-SPINDLE



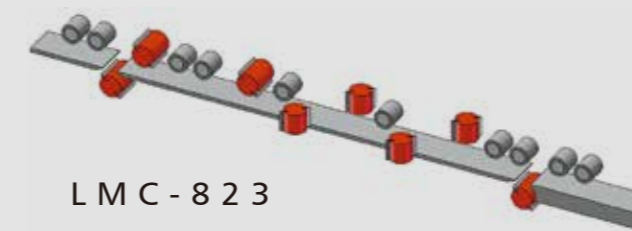
LMC - 5 2 3
5-SPINDLE



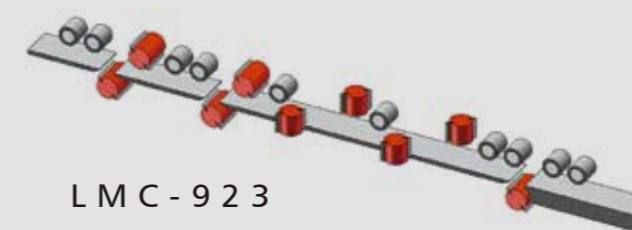
LMC - 6 2 3
6-SPINDLE



LMC - 7 2 3
7-SPINDLE



LMC - 8 2 3
8-SPINDLE



LMC - 9 2 3
9-SPINDLE

Quality Features Add More Value to Your Production

Leadership Through Performance and Reliability

LEADERMAC's wide variety of 4-side moulders have all the very latest technology for increased productivity, product quality & reliability. These Heavy Duty Moulders are designed to provide fast cutting speeds and highest quality & accuracy. These machines are precision manufactured by our highly skilled technicians - plus Leadermac service, training, and moulding know-how is offered with each moulder. No matter what your moulding jobs call for, there is a Leadermac 4-side moulder that's right for you.

