

# Integrating Many Fine Features You've Come to Expect

## Quality Features Add Value to Your Production

### OUTSTANDING FEATURES:

- Standard Machines 4 – 8 Heads (Special Machines from 1 to 8 Heads)
- 230, 260, 300 or 330mm (9", 10.2", 12" or 13") Wide x 150, 200 or 250mm (6", 8" or 10") Thick
- 1-piece, Cast Iron Machine Frame is specially heat treated for maximum stability and rigidity as standard – wonderful for vibration absorption (for Std. Configuration machines)
- Table Surfaces, Chip Breakers, Pressure plates and main guide hard hard-chrome plated for maximum wear resistance as standard
- Feed speeds of up to 30mpm (100fpm) are standard with VFD Drive.
- More powered Top & Bottom Feed Rolls than most of our competition
- Pneumatic pressure of the feed rollers can be easily set to provide an outstanding feeding effect. Top Infeed, Midfeed & Outfeed Rolls each have their own pressure settings. Combination Pressure Gauges & Regulators mounted on the Outside of the enclosure support column..
- Each spindle is driven by an individual motor for powerful machining and easy control.
- Adjustment of each spindle can be easily performed using the front adjustment controls.
- **NEW** – REC Networks on Near Side & Top Heads – and **NEW** SmartSet Touch Screen Control, with Ball Screw/Servo motor Networks, Electronic Digital position Readouts with Product Library of Information & History Files for Fastest Head and moulder setups – 99 Pattern Setup Memory.
- The full safety enclosure serves as a chip guard and helps to reduce noise.



With fine features to give you the winning edge in 4 side moulding.



### Leadership Through the Best in Technology, Performance and Reliability

LEADERMAC's wide variety of 4 side moulders have all the very latest technology for increased productivity. These heavy duty moulders are designed to provide fast cutting speeds and the best accuracy. The machines are precision manufactured by our highly skilled technicians - plus Leadermac service, training, and moulding know-how is offered. No matter what your moulding jobs call for, there is a Leadermac 4 side moulder that's right for you.



### Extremely Short Feeding Capability actually to 200mm (8") min length if but fed.

The cutting heads are specially designed so that there is a uniquely short distance between them. This results in a superior moulding finish. 6,000, 7200 or 8,000 RPM High Speed Spindles with 4x Super Precision (ABEC 7) Bearings in each spindle. Inverter (VFD) controlled Feed Motor with LED display. Feed Speed up to 30 m/min (100fpm).



### Accurate Pressure Display

The position of the Top Head Chip Breakers & Pressure Plates are accurately displayed by digital counters. This increases cutting stability.



### Liftable Auxiliary Feed Roller

The short stock powered feed mechanism provides added smoothness for short workpiece feeding. The auxiliary feed rollers are power driven for effortless feeding effect, and are quick-liftable for convenient cutterhead change or setup.



### Short Stock Feeder

This device permits the feeding of short stocks with a minimum length of 8". The short stock feeder is driven by a gear drive unit for a powerful and smooth effect.

### Powered Infeed Bottom Roller

Powered Infeed Bottom Roller (actually More Powered Top & Bottom Feed Rolls than almost all of our competition.

The smooth initial feeding of the stock is achieved by means of the independently powered infeed rollers.

STANDARD EQUIPMENT:	LMC-223P to LMC-823P	2 Heads to 8 Heads
<b>Working Width</b> (at a tool cutting circle of 140mm)	15-230mm (0.59"-9.1")	<b>Optional Specs</b> to 260mm, 300mm or 330mm (10.2", 12" or 13" optional)
<b>Working Height</b> (at a tool cutting circle of 163mm)	10-150mm (0.39"-6")	to 6mm & to 200mm or 250mm (to 1/4" & to 8" or 10") - optional
<b>Number of Spindles, min-max</b>	1 to 8 Heads/Spindles	All different types of Spindle Configurations - optional
Universal Last Head or Rip Saw Attachment	Available - option	
Basic motor Capacity of Feed - VFD - Variable Frequency Drive	2.2KW / 5HP	
Feed speed, infinitely variable by frequency driven motor	6 - 30 m/min (20 - 100 fpm)	
Basic Motor Capacity per Spindle	7.5KW / 10HP Vert & 11KW/15HP Hor.	to 18.5KW/25HP - optional
Spindle Speed	6000 RPM	7200 RPM or 8000 RPM
Spindle Diameter	40mm (1.6")	50mm, 1 1/2", 1 13/16"
Tool cutting circle, first bottom spindle, min-max	125-160mm (4.9"-6.3")	
Tool cutting circle, vertical spindles, left, min-max	112-200mm (4.4"-7.9")	
Tool cutting circle, vertical spindles, right, min-max	112-200mm (4.4"-7.9")	
Tool cutting circle, horizontal spindles, top, min-max	112-200mm (4.4"-7.9")	
Tool cutting circle, horizontal spindles, bottom, min-max	112-200mm (4.4"-7.9")	
Feed roller diameter	140mm (5.5")	
Top Feed roller width - each roll with multiples on all Top shafts	3 x 50mm (2")	
Bottom Feed Roll Width	Full Width	
Pneumatic pressure for feed rollers, max	6 bar (85psi)	
Adjustment range for Infeed Table	10mm (0.4")	
Adjustment range for Edge-jointing Fence	10mm (0.4")	
Adjustment range of Vertical Spindles (axial)	40mm (1.58")	100mm (4") - optional with networks if desired
Adjustment range of Horizontal Spindles (axial)	20mm (0.79")	
Length of the straightening table	2M (78.7")	1.5M, 2.5M or 3M (58", 98" or 120" - optional)
Diameter of Dust Hood for vertical spindle	125mm (5")	
Diameter of Dust Hood for horizontal spindle	125mm (5")	
Chainless Cardan Shaft Feed System w/ HD Gearboxes	Standard	
Motorized vertical adjustment of feed beam	Standard	
Lateral pressure roller opposite first right spindle	Spring Tensioned Standard	Pneumatic Tensioned - optional
Sectional Radial Lift - Linage Style Top Head Chipbreakers	Spring Tensioned Standard	Pneumatic Tensioned - optional
Mechanical digital readouts for the pressure shoes & hold-down unit	Standard	Metric or Inch Readouts
Mechanical Digital Reaouts on all Spindle Axis	Single - Std.	Dual on Near Side, & Tops - Radial Readouts & Quik Set - optional
Central location of all lubrication points at the front of the machine	Standard	
Autot Table Lube System	Standard	
Full sound and safety enclosure	Standard	

● All specifications, dimensions and design characteristics are subject to change without notice.

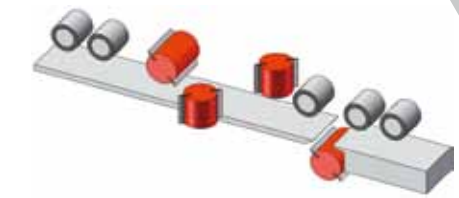
SOME OPTIONAL EQUIPMENT	
A Wide Range of Spindle Configurations	(Other configurations available on request)
REC Quick Set Networks on Near Side &/or Top Head(s)	
SmartSet EL Touch Screen Control with Quick Networks, Special Digital Position	
Readouts and Library or Stored Information	
Quick Axial set to Side heads for Pattern stacking	100mm
DC Electronic Cutterhead Brakes	
Split Top Head Pressure Plates	
Tilting Top Pressure Plates	

## A Wide Range of Spindle Configurations

(Other configurations available on request)

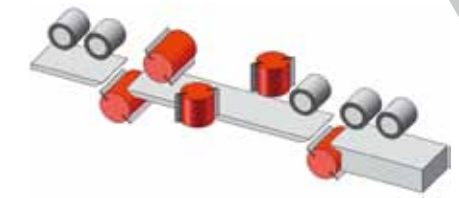
LMC-423

4-SPINDLE



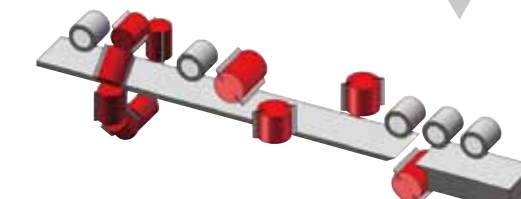
LMC-523

5-SPINDLE




LMC-523 with universol spindle

5-SPINDLE



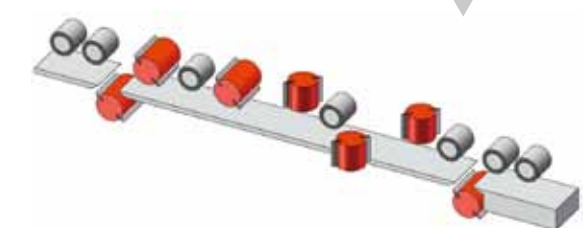
LMC-623

6-SPINDLE



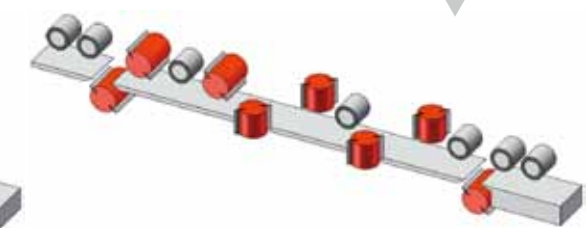
LMC-723

7-SPINDLE



LMC-823

8-SPINDLE



**LMG**  
LEADERMAC

**LEADERMAC**  
MACHINERY CO., LTD.

No. 20, Lane 662, Sec 1, Sha-Tien Rd.,  
Dadu District, Taichung, Taiwan 43244  
TEL: +886-4-2693-7599  
FAX: +886-4-2693-7588 / 2693-7589  
http: //www.leadermac.com  
e-mail: lmcemail@ms24.hinet.net  
sycemail@ms14.hinet.net

CE ISO-9001 TUV NORD

Platinum series LMC 2015.01

**Platinum series**

Leadership Through Performance and Reliability

**LMG**  
LEADERMAC

Quality Features Add More Value to Your Production